

2019

SC AAYLEX PROD SA

[RAPORT ANUAL DE MEDIU]


RAPORT ANUAL DE MEDIU

1. DATE DE IDENTIFICARE :

Tabel.nr.1

Identificarea dispozitivului	SC AAYLEX PROD SA	
Numele instalației	Complex agricol-abator de păsări, stație de epurare și stație biogaz.	
Adresa instalației	DN 2B km 9+270-km 9+527 (partea stângă)	
Cod Poștal/Cod țara	ROMÂNIA	
Coordonatele amplasamentului (latitudine N, longitudine E)	Nord 45° 9' 0.00"	Est 26° 49' 59.88"
Codul CAEN	1011; 1012; 1013; 3700; 3811; 3821;	
Activitatea principală	1012	
Autoritatea de reglementare	APM –Buzău	
Numărul instalațiilor	o linie tehnologică	
Numarul orelor de funcționare pe an	4492	
Numărul angajaților	1012	
Numărul autorizației de mediu	nr. 7 din 21.08.2012, revizuită în data de 26.06.2017	
Persoana de contact	Director General: Gheorghe GALER Responsabil de mediu: Mariana IORGA	
Telefon nr.	0238/401900 mobil: 0722 562 577	
Fax nr.	0238/401906	
Adresa E-mail	mariana.iorga@aaylexprod.ro	

Director General
ing. GALER Gheorghe



Întocmit,
Coordonator Mediu & SSM
ing. Mariana IORGA

A handwritten signature in black ink, appearing to read 'Mariana IORGA'.


DATE PRIVIND DESFĂȘURAREA ACTIVITĂȚII

1. Consumuri de materii prime și auxiliare

1	Jan-19	pasari	3,919,382	9,016,141
2	Feb-19	pasari	3,757,215	8,743,205
3	Mar-19	pasari	3,920,393	9,026,150
4	Apr-19	pasari	3,717,966	8,163,853
5	May-19	pasari	3,710,908	8,937,564
6	Jun-19	pasari	4,091,982	9,499,511
7	Jul-19	pasari	4,257,426	9,359,709
8	Aug-19	pasari	4,311,706	9,627,363
9	Sep-19	pasari	3,748,584	8,562,158
10	Oct-19	pasari	4,776,339	11,248,589
11	Nov-19	pasari	3,764,761	8,655,797
12	Dec-19	pasari	4,213,689	9,747,674
Consum anual realizat			48,190,351	110,587,714

2. Productie

Jan-19	292 t/carcasa pe zi (12.000 capete/ora)	5,022,419.46	1,917,558.02	6,939,977.48
Feb-19		4,957,338.14	1,641,297.52	6,598,635.66
Mar-19		5,045,149.99	1,675,591.94	6,720,741.93
Apr-19		4,508,059.11	1,396,264.46	5,904,323.57
May-19		4,033,127.85	1,930,152.28	5,963,280.13
Jun-19		4,073,392.90	2,112,929.60	6,186,322.50
Jul-19		4,400,226.01	1,951,174.19	6,351,400.20
Aug-19		4,138,732.01	2,045,998.20	6,184,730.21
Sep-19		4,098,064.77	1,999,444.69	6,097,509.46
Oct-19		4,710,197.25	2,759,520.32	7,469,717.57
Nov-19		4,107,318.21	2,311,270.10	6,418,588.31
Dec-19		3,852,762.07	2,751,966.45	6,604,728.52
TOTAL PRODUCTIE 2019			77,439,955.54	



4. Reclamații

În anul 2019, nu s-au înregistrat incidente/accidente de mediu, sesizări sau reclamații.

5. Consumuri de apă

1	Jan-19	mii mc	SC Aaylex Prod -put forat	39,231	32,584
2	Feb-19	mii mc	SC Aaylex Prod -put forat	35,769	33,840
3	Mar-19	mii mc	SC Aaylex Prod -put forat	56,895	45,927
4	Apr-19	mii mc	SC Aaylex Prod -put forat	48,236	43,605
5	May-19	mii mc	SC Aaylex Prod -put forat	49,608	44,845
6	Jun-19	mii mc	SC Aaylex Prod -put forat	59,857	50,878
7	Jul-19	mii mc	SC Aaylex Prod -put forat	56,977	48,430
8	Aug-19	mii mc	SC Aaylex Prod -put forat	57,359	53,817
9	Sep-19	mii mc	SC Aaylex Prod -put forat	51,144	42,952
10	Oct-19	mii mc	SC Aaylex Prod -put forat	62,033	50,841
11	Nov-19	mii mc	SC Aaylex Prod -put forat	50,037	42,764
12	Dec-19	mii mc	SC Aaylex Prod -put forat	51,896	42,993
CONSUM ANUAL				619,042	533,476

3. Consum de energie și de combustibili

LUNA	ENERGIE ELECTRICA				GAZE NATURALE (mil mc)	GPL (litri)	MOTORINA (tone)
	Energie electrica facturata de Electrica (kWh)	Energie Electrica Produsa si Produsa (Mwh)	Energie Electrica Produsa si Livrata (Mwh)	Energie Electrica Consumata (Mwh)			
Jan-19	759,928.00	793.19	23.99	769.20	146,962.00	8,664.00	71.15
Feb-19	758,256.00	690.12	18.66	671.46	121,590.00	8,170.00	53.65
Mar-19	889,600.00	625.55	23.99	601.56	91,281.00	7,410.00	55.49
Apr-19	874,624.00	539.78	30.48	509.30	70,847.00	7,068.00	53.35
May-19	1,065,376.00	618.35	26.48	591.87	56,407.00	7,790.00	43.38
Jun-19	1,192,880.00	730.42	31.84	698.58	54,149.00	7,410.00	64.84
Jul-19	1,135,184.00	737.25	24.67	712.58	51,898.00	8,170.00	46.24
Aug-19	1,061,424.00	822.98	31.44	791.54	49,117.00	9,272.00	69.22
Sep-19	965,672.00	669.10	54.55	614.55	52,686.00	8,550.00	43.92
Oct-19	1,011,864.00	824.31	30.98	793.33	75,782.00	9,310.00	77.51
Nov-19	798,528.00	745.98	63.04	682.94	72,494.00	8,436.00	41.34
Dec-19	852,392.00	801.45	41.05	760.40	107,777.00	9,260.00	55.45
Total an	11,365,728.00	8,598.48	401.18	8,197.30	950,990.00	99,510.00	675.54



6. Calitatea apei subterane

CALITATEA APEI SUBTERANE

		INDICATOR DE CALITATE ANALIZAT /VALOAREA MASURATA (mg/l)													
PERIODICITATE	LOCUL PRELEVARII PROBEI	NH ⁴ mg/l	azotati mg/l	azotiti mg/l	P-PO4 mg/l	consum chimic de O (CCO- Mn)	Fe	Mn	cloruri	sulfati	Ca ²⁺	HCO ₃ ⁻	Na	K	Mg ₂₊
<i>Foraj 1- F1 (valoarea de referinta mg/l)</i>		4.03	36.6	0.22	1.1	9.7	2.77	2.4	322	330	198	184	29	7.6	54
Feb-19	Foraj 1- F1	2.36	11.2	<0.041	<0.065	8	0.04	0.04	225	312	191	159	12.7	5.52	46.4
Aug-19		3.18	32.1	0.203	1.02	6.6	<0.005	0.847	276	228	111	178	28.4	9.07	48.7
<i>Foraj 2- F2 (valoarea de referinta mg/l)</i>		4.1	29.9	0.2	1	9.5	2.03	2	310	325	168	186	24	7.8	56
Feb-19	Foraj 2- F2	2.15	4	<0.041	<0.065	6.2	0.038	0.047	202	250	156	172	12.7	4.68	39.7
Aug-19		1.75	26.3	0.181	0.35	6.3	0.019	1.14	271	203	162	165	20.7	4.79	37.5

Raport anual de mediu 2019


7. Emisii in aer

Tabel nr. 8

Nr. ordine	Sursa/ echipament de depoluare	Cos	Combustibil utilizat	POLLUANT										TIP MONITORIZARE continua/discontinua
				VALOARE MASURATA NOx (mg/Nm ³)	VLE (mg/Nm ³)	VALOARE MASURATA CO (mg/Nm ³)	VLE (mg/Nm ³)	VALOARE MASURATA Pulberi (mg/Nm ³)	VLE (mg/Nm ³)	VALOARE MASURATA SO ₂ (mg/Nm ³)	VLE (mg/Nm ³)	VALOARE MASURATA TA H ₂ S (mg/Nm ³)	VLE (mg/Nm ³)	
1	centrala termica abator	Cos C-1	gaz metan	61.2	350	3.08	100	2.51	5	8.16	35	nu este cazul	discontinua	
2		Cos C-2		90.4		4.58		2.64		10.5				
3	centrala termica instalatie de productie biogaz	Cos C-3	gaz metan	82.7	450	1.75	300	2.9	20	5.43	200	discontinua		
4	centrala cogenerare	Esapament E-1	91.2	2.36		9.2		10.8		s.l.d			5	discontinua
5		Esapament E-2	91.5	2.34	9.32	8.04	s.l.d							
1	centrala termica abator	Cos C-1	gaz metan	78.3	350	26.4	100	2.42	5	s.l.d	35	nu este cazul	discontinua	
2		Cos C-2		100		40.4		2.55		s.l.d				
3	centrala termica instalatie de productie biogaz	Cos C-3	gaz metan	87.2	450	24.3	300	2.82	20	s.l.d	200	discontinua		
4	centrala cogenerare	Esapament E-1	239	35.5		10.1		14.8		s.l.d			5	discontinua
5		Esapament E-2	207	49.1	10.2	2.43								

8. Emisii in apă

LUNA	SURSA GENERATOARE	NATURA APEI	PUNCT DE EVACUARE/PRELEVARE APE UZATE	temperatura °C	pH la 25° C	materii in suspensie mg/dmc	CBO ₅ (mgO ₂ /dmc)	COO-Cr (mgO ₂ /dmc)	NH ₄ mg/dmc	P-PO ₄ mg/dmc	Detergenti mg/dmc	subs. Extractibile mg/dmc	NO ₂ azotiti mg/dmc	NO ₃ azotati mg/dmc	CL cloruri mg/dmc	reziduu total uscat la 105° C
VLE Conf. Autorizatiei de gospodarie a apelor nr.38/21.04.2016																
				35° C	6,5-8,5 unit p	60	25	125	3	2	0.5	20	2	37	500	2000
Jan-19	statie epurare	apa uzata	raul Buzau/iesire statie de epurare	10	6.7	13	20	80	2.24	0.17	0.09	<20	1.15	12.9	400	1180
Feb-19	statie epurare	apa uzata	raul Buzau/iesire statie de epurare	12	6.9	23	18	73	1.98	0.305	0.415	<20	0.881	10.9	431	1120
Mar-19	statie epurare	apa uzata	raul Buzau/iesire statie de epurare	11	7.4	39	11	44	1.96	0.39	0.12	<20	1.25	11.4	294	1070
Apr-19	statie epurare	apa uzata	raul Buzau/iesire statie de epurare	13	6.9	41	20	83	2.69	0.78	0.21	<20	0.055	10.3	380	1130
May-19	statie epurare	apa uzata	raul Buzau/iesire statie de epurare	18	7.3	31	18	71	2.7	1.03	0.275	<20	1.42	11.5	320	997
Jun-19	statie epurare	apa uzata	raul Buzau/iesire statie de epurare	17	7.1	23	16	60	2.13	1.26	0.34	<20	0.104	10.4	339	863
Jul-19	statie epurare	apa uzata	raul Buzau/iesire statie de epurare	22	6.6	32	20	77	2.69	1.44	0.09	<20	1.12	22.5	254	968
Aug-19	statie epurare	apa uzata	raul Buzau/iesire statie de epurare	22	6.8	57	20	79	2.85	<0.065	0.115	<20	<0.041	<0.45	244	1070
Sep-19	statie epurare	apa uzata	raul Buzau/iesire statie de epurare	21.5	7.4	23	20	77	0.999	0.25	0.12	<20	0.213	10.7	78	1030
Oct-19	statie epurare	apa uzata	raul Buzau/iesire statie de epurare	18	7.2	37	18	71	2.17	0.65	0.365	<20	0.063	9.2	278	1090
Nov-19	statie epurare	apa uzata	raul Buzau/iesire statie de epurare	15	7.5	41	16	61	2.2	0.515	0.38	<20	0.085	10.2	144	1170
Dec-19	statie epurare	apa uzata	raul Buzau/iesire statie de epurare	11.5	7	42	14	53	1.86	0.81	0.355	<20	0.096	11.4	298	1160



9. Calitatea solului

INDICATOR DE CALITATE ANALIZAT

LUNA	Adancimea de prelevare (cm)	pH	VLE (mg/subst uscata)	Cd	VLE (mg/subst uscata)	Zn	VLE (mg/subst uscata)	Pb	VLE (mg/subst uscata)	Cu	VLE (mg/subst uscata)	Total hidrocarburi din petrol	VLE (mg/subst uscata)	TOC	VLE (mg/subst uscata)
OCT-2019	P1- zona statie de epurare	5	7.4	(-)	<1	70.6		38.2		13.5		<59.4		14800	
		30	7.6	(-)	<1	61.1	5	11.2	700	13.4	250	<59.4	1000	15400	
	P2- zona statie biogaz	5	7.3	(-)	<1	43.3		18.1		15.4		<59.4		15000	
		30	7.4	(-)	<1	50.9		17.4		15.3		<59.4		15100	(-)

Raport anual de mediu 2019

10. Gestionarea deșeurilor

1	Productie-Abator	Deșeurii de tesuturi animale (Cadavre)	02 01 02	0.00	180.04	180.04	Statie biogaz Aaylex Prod	R3	-	-	0.00
2	Productie-Abator	Materii care sunt improprii pentru consumul ori procesare	02 02 03	0.00	33,853.67	32,886.77	Statie biogaz Aaylex Prod SC Clean Tech Int.	R3 R12	Servicorom Cazacoc&CO	966.90	0.00
3	Productie-Abator	Deșeurii de tesuturi animale (Pene)	02 02 02	0.00	5,054.72	5,054.72	Sc Clean Tech Int.	R12	-	-	0.00
4	Statia de epurare	Namoluri de la epurarea efluentilor din incinta	02 02 04	0.00	41.46	41.46	Statie biogaz Aaylex Prod	R3	-	-	0.00
5	Statia de biogaz	Faza fermentata de la epurarea anaeroba a deșeurilor animale si vegetale (namol biogaz)	19 06 06	0.00	2,732.24	0.00	-		SC Rer Servicii Ecologice	2,732.24	0.00
6	Ambalare-Productie	Ambalaje de hartie si carton.	15 01 01	0.00	156.70	156.70	SC VRANCART SA	R12	-	-	0.00
7	Ambalare-Productie	Ambalaje din materiale plastice	15 01 02	0.00	77.38	49.96	SC MSD COM SRL SC HARPLAST SRL SC FAYOAN RECYCLING SC 3P FRIGOGLOSS SC MOTION&TEHNIK	R12	SC PRO AIR CLEAN	27.42	0.00
8	Productie-Abator	Deșeurii municipale amestecate	20 03 01	0.00	595.70	0.00	-		SC RER SUD SRL	595.70	0.00
9	Igienizare	Ambalaje care contin reziduuri sau sunt contaminate cu substante periculoase	15 01 10*	0.34	0.16	0.00	-		Protect Collector	0.44	0.06
10	Mentenanata	Fier si ote!	17 04 05	0.00	8.86	8.86	SC MSD COM SRL SC MAT-GNI 67 SRL	R12	-	-	0.00
11	Ambalare-Productie	Ambalaje de lemn	15 01 03	0.00	81.92	81.92	SC RORA AGRITRADE SC ANEPAL SRL	R12	-	-	0.00
12	Mentenanata	Tuburi fluorescente si alte deșeurii cu continut de mercur	20 01 21*	0.00	0.00	0.00	-		Protect Collector	0.00	0.00
13	Mentenanata	Uleiuri minerale, neclorurate de motor, de transmisie si de ungere	13 02 05*	1.02	0.01	0.98	Protect Collector	R12	-	-	0.06
14	Mentenanata	Echipamente casate cu continut de componente periculoase, altele decat cele specificate la 16 02 09-16 01 12	16 02 13*	0.00	0.00	0.00	-		-	0.00	0.00
15	Transporturi	Anvelope uzate	16 01 03	0.00	5.40	5.40	Vistar-Com	R12	-	-	0.00
16	Mentenanata	Cabluri, altele decat cele specificate la 17 04 10	17 04 11	0.00	1.24	0.00	-		SC MSD COM SRL	1.24	0.00
17	Mentenanata	Alte baterii si acumulatori	16 06 05	0.00	0.08	0.00	-		SC MSD COM SRL	0.08	0.00

TABEL INSTALATIA DE BIOGAZ

LUNA	DENUMIRE DE SEU E DESEU PROCESA T IN INSTALAT	Sursa generatoare (denumire generator de seuri-kg)														NAMOL PRIMAR
		AAYLEX PROD cat. 2	AAYLEX PROD cat. 3	AVICOLA cat. 2	AVIS LIPIA cat. 2	INDAC AVISTAR cat. 2	LAB EXPERT cat. 2	PROIECT AGRO cat. 2	TIMIUS PROD cat. 2	FERMA BUZOIANA cat. 2	CARPATIC LAMB cat. 2	ECOAVIS cat. 2	SIKVET cat. 2	CANTITATE DESEU PROCESATA cat. 2 cat. 3		
Jan-19		73,863	1,381,137	57,353	3,114	229	6,609	3,686	2,103	2,472	2,110	2,711	545	154,795	1,381,137	4,164
Feb-19		55,014	1,114,986	41,268	3,488	272	3,213	1,601	0	1,021	0	560	1,738	108,175	1,114,986	3,643
Mar-19		69,047	1,160,953	38,091	4,075	553	7,757	2,699	2,344	2,671	830	2,540	864	131,471	1,160,953	2,994
Apr-19		89,766	875,234	37,719	3,108	70	2,052	469	958	1,429	5,640	572	2,040	143,823	875,234	2,585
May-19	cadavre+	102,937	1,017,063	38,813	5,458	736	6,627	4,567	1,137	2,245	5,840	2,419	1,255	172,034	1,017,063	3,783
Jun-19	subprodu se	95,378	1,159,622	35,944	2,047	283	2,372	785	1,365	2,190	6,140	639	1,346	148,489	1,159,622	3,863
Jul-19	animale	106,510	1,268,490	32,607	6,634	613	5,432	3,655	586	1,158	4,760	1,761	0	163,716	1,268,490	3,115
Aug-19		115,745	2,016,545	42,006	1,023	199	3,007	1,635	1,451	3,418	6,961	1,488	0	176,933	2,016,545	3,264
Sep-19		80,666	1,747,332	48,628	7,461	298	4,828	3,615	621	853	2,170	2,918	0	152,058	1,747,332	2,860
Oct-19		121,218	2,244,162	65,926	1,781	432	4,876	2,150	1,566	4,831	770	2,349	0	205,899	2,244,162	3,641
Nov-19		92,334	1,504,896	37,434	6,213	305	4,626	2,295	568	730	0	1,621	0	146,126	1,504,896	3,739
Dec-19		97,321	1,710,699	55,080	2,946	490	6,159	3,155	1,505	2,892	610	3,251	0	173,409	1,710,699	3,809
total		1,099,799	17,201,119	530,869	47,348	4,480	57,558	30,312	14,204	25,910	35,831	22,829	7,788	1,876,928	17,201,119	41,460

Raport anual de mediu 2019

11. REGISTRU SUBSTANTE/PREPARATE CHIMICE PERICULOASE

intocmit conform prevederilor OUG nr. 195/2005 privind protectia mediului, Cap. III, Atr. 28, lit. b

SUBSTANTA CHIMICA	UM	STOC 01.01.2019	INTRARI	IESIRI	STOC 31.12.2019
HIPOCLORIT DE SODIU 12.5 %-15 %	tone	0.65	3.702	3.812	0.54
HIDROXID DE SODIU	litri	0.00	8.00	8.00	0
SULFAT FERIC	tone	20.54	1668.08	1655.58	33.04
SUPERFLOCULANT A-1883	kg	0.00	15,700	14,550	1150
ACID CLORHIDRIC	litri	0.00	15.00	15.00	0.00
PROPAN	litri	0.00	99,750	99,750	0.00
ACID CLORHIDRIC	litri	0.00	15.00	15.00	0.00
HIDROXID SODIU	litri	0.00	8.00	8.00	0.00
CLOR GAZOS	litri	0.00	36.00	34.00	2.00
FLOCULANT CATIONIC ACEFLOC 60502LX	kg	0.00	1050	1050	0.00
FLOCULANT ACEFLOC 80802	kg	100	54,600	52,700	2000